

## BRICKFORM STAMPED CONCRETE

# Choosing Colors



When **CHOOSING COLORS** for stamped concrete, it is recommended to compliment your existing hardscape versus trying to match an existing color. The sample pictures below are to help you identify approximate color ranges for your base color and your release. Look at the samples below and identify which of the combinations of integral color and release agent are similar to what you are looking for. Then on the following pages, find the pattern you like and refer back to these pages to finalize your color selection. Always remember, these are pictures of samples. To ensure the true coloration, request a jobsite sample from your contractor prior to installation.



# Seamless


Seamless Texture Skins are feathered edge stamping tools that can be rotated and overlapped for infinite texture variety. Texture skins can be used to touch up and supplement patterned textures, or they can be used as the primary tool for a striking, continuous texture.

Roman Slate  
SG 920 Slate / PC 1001 Slate  
RA 615 Stone Gray





Rough Stone  
SG 385 Taupe / PC 9001 Mushroom  
RA 350 Desert Tan



Rough Stone  
SG 338 Earthen / PC 6001 Earthen  
RA 1010 Smokey Belge



Rough Stone  
SG 288 Ginger / PC 3001 Chamois  
RA 200 Medium Gray


*Where  
creativity and  
craftsmanship  
meet.*




Rough Stone  
SG 288 Rosemary / PC 3001 Buff  
RA 300 Nutmeg



Rough Stone  
SG 920 Slate / PC 1001 Slate  
RA 200 Medium Gray



Rough Stone  
SG 288 Ginger / PC 3001 Chamois  
RA 810 Walnut




Rough Stone  
SG 920 Slate / PC 1001 Slate  
RA 200 Medium Gray



Roman Slate  
SG 920 Slate / PC 1001 Slate  
RA 100 Light Gray



Roman Slate  
SG 242 Sahara / PC 4005 Desert Sand  
RA 425 Autumn Brown



Roman Slate  
SG 920 Slate / PC 1001 Slate  
RA 615 Stone Gray



Rough Stone  
SG 288 Ginger / PC 3001 Chamois  
RA 300 Nutmeg



Roman Slate  
SG 288 Rosemary / PC 3001 Buff  
RA 425 Autumn Brown



Roman Slate Texture  
SG 920 Slate / PC 1001 Slate  
LR Liquid Release



Roman Slate Texture  
SG 920 Slate / PC 1001 Slate  
RA 200 Medium Gray



Roman Slate Texture  
SG 920 Slate / PC 1001 Slate  
RA 200 Medium Gray

*Designed for durability.*



Heavy Stone Texture  
SG 920 Slate / PC 1001 Slate  
RA 600 Light Gray



Heavy Stone Texture  
SG 288 Ginger / PC 3001 Chamois  
RA 1090 Sun Buff

Heavy Stone Texture  
SG 385 Taupe / PC 9001 Mushroom  
RA 1010 Smokey Beige



Heavy Stone Texture  
SG 467 Orchid  
RA 700 Terracotta



Regal Texture  
SG 489 Redwood  
RA 810 Walnut



Regal Texture  
SG 288 Ginger / PC 3001 Chamois  
RA 1010 Smokey Beige



Regal Texture  
SG 5092 Olive  
RA 200 Medium Gray



Sierra Seamless  
SG 338 Earthen / PC 6001 Earthen  
RA 1010 Smokey Beige



Sierra Seamless Texture  
SG 288 Ginger / PC 3001 Chamois  
RA 300 Nutmeg

*Timeless beauty  
underfoot.*



Desert Slate Texture  
SG 338 Earthen / PC 6001 Earthen  
RA 350 Desert Tan



Renaissance Slate Texture  
SG 920 Slate / PC 1001 Slate  
RA 100 Dark Gray



Desert Slate Texture  
SG 288 Rosemary / PC 3001 Buff  
RA 300 Nutmeg



Renaissance Slate  
SG 288 Ginger / PC 3001 Chamois  
RA 515 Sunbaked Clay



**Chiseled Slate Texture**  
SG 920 Slate / PC 1001 Slate  
RA 200 Medium Gray



**Bluestone Texture**  
SG 288 Ginger / PC 3001 Chamois  
RA 300 Nutmeg



**Smooth Slate Texture**  
SG 920 Slate / PC 1001 Slate  
RA 200 Medium Gray



**Sanded Slate Texture**  
SG 288 Ginger / PC 3001 Chamois  
RA 1010 Smokey Beige



**Sanded Slate Texture**  
SG 288 Ginger / PC 3001 Chamois  
RA 1010 Smokey Beige



**Rock Salt Texture**  
SG 288 Rosemary / PC 3001 Buff  
RA Liquid Release

# Stone

Stone, a naturally beautiful material, has been used for millennia in paving and building. Though timeless, its cost and limitations can be a drawback. Stamped concrete with stone textures offers a more affordable, uniform alternative without losing its visual charm.

Yorkstone  
SG 288 Ginger / PC 3001 Chamois  
RA 1090 Sun Buff





Flagstone  
SG 238 Doeskin / PC 9051 Croissant  
RA 100 Dark Gray



Flagstone  
SG 288 Ginger / PC 3001 Chamois  
RA 375 Buff Tan



Flagstone  
SG 288 Ginger / PC 3001 Chamois  
RA 1010 Smokey Beige

*From plain to  
extraordinary.*



Flagstone  
SG 338 Earthen / PC 6001 Earthen  
RA 1090 Sun Buff



Stones of Athens  
SG 920 Slate / PC 1001 Slate  
RA 600 Light Gray



Stones of Athens  
SG 288 Ginger / PC 3001 Chamois  
RA 300 Nutmeg



Stones of Athens  
 SG 920 Slate / PC 1001 Slate  
 RA 600 Light Gray



Stones of Athens  
 SG 920 Slate / PC 1001 Slate  
 RA 100 Dark Gray



Stones of Athens  
 SG 288 Ginger / PC 3001 Chamois  
 RA 100 Dark Gray



Castle Stone  
SG 238 Doeskin / PC 9051 Croissant  
RA 425 Autumn Brown



Castle Stone  
SG 288 Ginger / PC 3001 Chamois  
RA 375 Buff Tan


*Designed  
for today, made  
to last forever.*



Castle Stone  
SG 338 Earthen / PC 6001 Earthen  
RA 300 Nutmeg




Verona Stone  
SG 288 Ginger / PC 3001 Chamois  
RA 1010 Smokey Beige




Verona Stone  
SG 920 Slate / PC 9001 Mushroom  
RA 200 Medium Grey

*Elevate your  
outdoors, one stamp  
at a time.*



**Tuscan Stone**  
SG 306 Canvas / PC 8001 Oatmeal  
RA 1010 Smokey Beige



**Rounded Random Stone**  
SG 920 Slate / PC 1001 Slate  
RA 200 Medium Gray



**Random Stone**  
SG 467 Orchid  
RA 100 Dark Gray



**Random Stone**  
SG 920 Slate / PC 9001 Mushroom  
RA 200 Medium Gray



**Mesa Random Stone**  
SG 920 Smoke / PC 1001 Light Gray  
RA 200 Medium Gray



**Plaza Stone**  
SG 5092 Olive  
RA 600 Light Gray




**Hammered Sofia Stone**  
SG 288 Rosemary / PC 3001 Buff  
RA 425 Autumn Brown

# Slate


Slate is prized for its rich, layered texture and natural variations, making it a favorite for both traditional and contemporary designs. Its distinctive look adds depth and elegance to patios, walkways, and interior surfaces.

Ashlar Cut Slate  
SG 288 Ginger / PC 3001 Chamois  
RA 350 Desert Tan






36" Ashlar Cut Slate  
SG 920 Slate / PC 1001 Slate  
RA 200 Medium Gray



36" Ashlar Cut Slate  
SG 288 Rosemary / PC 3001 Buff  
RA 350 Desert Tan

*Textures that  
inspire, surfaces  
that endure.*



36" Ashlar Cut Slate  
SG 920 Slate / PC 1001 Slate  
RA 100 Dark Gray



Ashlar Cut Slate  
SG 920 Slate / PC 9001 Mushroom  
RA 100 Light Gray



Ashlar Cut Slate  
 SG 288 Ginger / PC 3001 Chamois  
 RA 425 Autumn Brown



Ashlar Cut Slate  
 SG 920 Slate / PC 1001 Slate  
 RA 200 Medium Gray



Ashlar Cut Slate  
 SG 288 Ginger / PC 3001 Chamois  
 RA 300 Nutmeg




Ashlar Cut Slate  
 SG 417 Paver Red / PC 2017 Currant  
 RA 810 Walnut



Large Ashlar Cut Slate  
SG 288 Ginger / PC 3001 Chamois  
RA 1010 Smokey Beige



Large Ashlar Cut Slate  
SG 238 Doeskin / PC 9051 Croissant  
RA 200 Medium Gray



Large Ashlar Cut Slate  
SG 920 Slate / PC 1001 Slate  
RA 600 Light Gray




Large Ashlar Cut Slate  
SG 288 Ginger / PC 3001 Chamois  
RA 375 Buff Tan



Large Ashlar Cut Slate  
SG 338 Earthen / PC 6001 Earthen  
RA 200 Medium Gray



Large Ashlar Cut Slate  
SG 288 Rosemary / PC 3001 Buff  
RA 400 Chestnut



Grand Ashlar  
SG 338 Earthen / PC 6001 Earthen  
RA 600 Light Gray



Grand Ashlar  
SG 920 Slate / PC 1001 Slate  
RA 600 Light Gray



Grand Ashlar  
SG 385 Taupe / PC 9001 Mushroom  
RA 300 Nutmeg



Regal Ashlar  
SG 338 Earthen / PC 6001 Earthen  
RA 100 Dark Gray



Regal Ashlar  
SG 288 Rosemary / PC 3001 Buff  
RA 810 Walnut



Regal Ashlar  
SG 920 Slate / PC 9001 Mushroom  
RA 200 Medium Gray



Regal Ashlar  
SG 920 Slate / PC 1001 Slate  
RA 200 Medium Gray



American Ashlar  
SG 288 Ginger / PC 3001 Chamois  
RA 350 Desert Tan



Fractured Cyprus Slate  
SG 920 Slate / PC 1001 Slate  
RA 100 Dark Gray



Fractured Cyprus Slate  
SG 288 Ginger / PC 3001 Chamois  
RA 300 Nutmeg



Running Bond Slate  
SG 242 Sahara / PC 4005 Desert Sand  
RA 375 Buff Tan



Blue Stone Ashlar  
SG 288 Rosemary / PC 3001 Buff  
RA 425 Autumn Brown



12x12 Slate  
SG 288 Ginger / PC 3001 Chamois  
RA 350 Desert Tan



Herringbone Slate  
SG 238 Doeskin / PC 9051 Croissant  
RA 200 Medium Gray



Rough Cut Ashlar  
SG 288 Ginger / PC 3001 Chamois  
RA 1010 Smokey Beige



Rough Cut Ashlar  
SG 238 Doeskin / PC 9051 Croissant  
RA 300 Nutmeg

# Wood

Wood patterns add warmth and timeless charm, showcasing natural grain and texture. Stamped concrete replicates the beauty of wood with the durability and low maintenance of concrete, offering lasting style for any space.

Classic Wood  
SG 242 Sahara / PC 4005 Desert Sand  
RA 400 Chestnut





Cedar Wood Plank  
SG 242 Sandstone / PC 4005 Sand  
RA 400 Chestnut



Cedar Wood Plank  
SG 338 Earthen / PC 6001 Earthen  
RA 200 Medium Gray



3" Cedar Wood Flooring  
SG 242 Sandstone / PC 4005 Sand  
RA 810 Walnut



Classic Wood  
SG 242 Sandstone / PC 4005 Sand  
RA 200 Medium Gray



Ozark Barnwood  
SG 920 Slate / PC 1001 Slate  
RA 600 Light Gray




Ozark Barnwood  
SG 920 Slate / PC 1001 Slate  
RA 600 Light Gray



Ozark Barnwood  
SG 385 Buffalo / PC 9001 Silt  
RA 200 Medium Gray



Ozark Barnwood  
SG 338 Earthen / PC 6001 Earthen  
RA 200 Medium Gray



Ozark Barnwood  
SG 385 Buffalo / PC 9001 Silt  
RA 810 Walnut



Ozark Barnwood  
SG 920 Slate / PC 9001 Mushroom  
RA 600 Light Gray



12" Wood Plank  
SG 306 Canvas / PC 8001 Oatmeal  
RA 300 Nutmeg



Classic Wood  
SG 338 Earthen / PC 6001 Earthen  
RA 200 Medium Gray



Classic Wood  
SG 385 Taupe / PC 9001 Mushroom  
RA 300 Nutmeg



Classic Wood  
SG 385 Buffalo / PC 9001 Silt  
RA 1010 Smokey Beige

# Brick

Brick has long been a classic choice for paving and building, valued for its timeless charm and durability. However, its cost and labor-intensive installation can be limiting. Brick stamps for concrete provide a cost-effective, uniform solution that captures the traditional look of brickwork while offering greater flexibility and ease.

London Cobble  
SG 238 Doeskin / PC 9051 Croissant  
RA 810 Walnut



Basket Weave New Brick  
SG 489 Redwood  
RA 200 Medium Gray

*Turning simple  
spaces into  
masterpieces.*



Herringbone Brick  
SG 417 Paver Red / PC 2017 Currant  
RA 400 Chestnut



Herringbone New Brick  
SG 338 Earthen / PC 6001 Earthen  
RA 1010 Smokey Beige



Running Bond Brick  
SG 467 Orchid  
RA 100 Dark Gray

# Cobble & Fan

Cobblestone and fan patterns offer timeless elegance, combining rustic charm with intricate design. Stamped concrete beautifully replicates these classic styles, delivering durability and versatility for any space.

European Fan  
SG 306 Canvas / PC 8001 Oatmeal  
RA 350 Desert Tan






European fan  
SG 417 Paver Red / PC 2017 Currant  
RA 700 Terracotta




Large Cobble  
SG 5092 Olive  
RA 600 Light Gray


*Seamless designs for  
endless moments.*



London Cobble  
SG 385 Taupe / PC 9001 Mushroom  
RA 200 Medium Gray



London Cobble  
SG 467 Orchid  
RA 100 Dark Gray



London Cobble  
SG 489 Redwood  
RA 100 Dark Gray



Yorkshire Cobble  
SG 920 Slate / PC 1001 Slate  
RA 100 Dark Gray



Cobblestone Radius  
SG 417 Paver Red / PC 2017 Currant  
RA 810 Walnut

*A touch of artistry  
beneath your feet.*



**Edinburgh Cobble**  
SG 467 Orchid  
RA 200 Medium Gray



**Large Cobble**  
SG 338 Earthen / PC 6001 Earthen  
RA 300 Nutmeg



**Cobblestone Radius**  
SG 385 Buffalo / PC 9001 Silt  
RA 200 Medium Gray

# Specialty

Lorus Blossom  
SG 288 Ginger / PC 3001 Chamois  
RA 300 Nutmeg  
Shown with Cobble Circle and Stains



Maelstrom Medallion  
SG 385 Taupe / PC 9001 Mushroom  
RA 810 Walnut



Compass Rose  
SG 238 Doeskin / PC 9051 Croissant  
RA 300 Nutmeg